

THE BOLD AND THE BEAUTIFUL

STORY **YANIC SIMARD**



PHOTO: BRANDON BARRE

Searching for a little more drama in your décor? The powder room is the ultimate place to play with bold looks you would never dare apply in the rest of your home – you can enjoy it a little bit every day, without feeling overwhelmed by overexposure. Here are eight of my favourite ideas for getting a big look in this small space, and satisfy your craving for design excitement.

Playful Pendants

In a primary washroom, balanced lighting is especially important. In a powder room, however, consider choosing a pendant light that casts beautiful shadows across the room. One small hanging fixture will feel like a grand chandelier here, and the ambience it creates will be a magical moment for guests.



grahambrown.com:
Honolulu Palm Green
by Julien MacDonald

Cole & Son:
Feather Fan 89/4014

Powerful Patterns

Wallpaper is back in a big way, and the powder room is a great space to switch-up from paint. In a typical small bath, a large amount of wall surface is taken up by the door, the mirror, a window and the white fixtures, all of which break up even the boldest print – so you're free to run with your wildest passions. Try nature-inspired materials here, such as quartzite and exotic patterns like floral or tropical birds to give the bathroom a sense of warmth and luxury.



WAC Lighting:
Rocket Pendant

Omexco: Mica
Wallcovering
MCA3311

PHOTO: BRANDON BARRE

online Get more design ideas at ourhomes.ca/mag/design

Magnificent Marble

Marble counters may seem too high maintenance (or too budget-busting) for a larger space such as the kitchen, but in a powder room, it only takes a small slab to create a vanity top, which will likely see gentle use. Indulge your taste for marble here, and you can enjoy it every day without the worry.

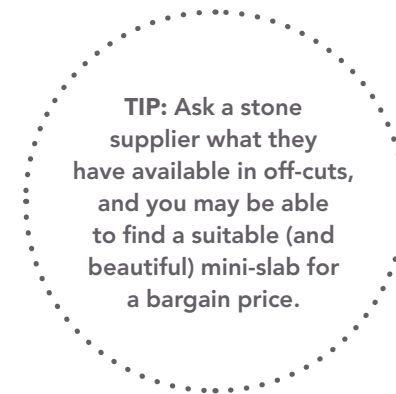
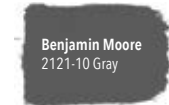


PHOTO: GILLIAN JACKSON

Deliciously Dark

Love the sophistication of a deep, dark colour, but worry about feeling like you live in a cave? A powder room is the perfect place to take a walk on the dark side without getting tired of it – plus, it's a small space to repaint later when tastes change, so there's no need to worry about playing it safe.



Solid Stone

Floor-to-ceiling stone is the ultimate luxe look for a bathroom, and in a powder room this can be achieved on a reasonable budget, as the walls are typically smaller. Splurge on a favourite tile, and break up the effect with a large inset mirror panel.

Disappearing Mirror

Have a beautiful wall treatment to show off? Skip the mirror over the vanity, for a rule-busting look that will surprise guests. You can always add a mirror to the back of the door if you don't quite feel bold enough to go without one completely.

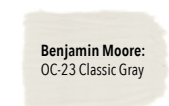
Colour Overhead

Powder rooms tend to be tall compared to their narrow width, so a painted ceiling helps visually lower the room to create both drama and balance. Try Benjamin Moore's 2062-60 Blue Hydrangea and feel like you have a brand new skylight overhead. Blue hues especially will make white surfaces look even whiter for a fresh, clean atmosphere.




Look Out Below

Drama doesn't have to come from the walls or even the ceiling! Unadorned walls in a demure paint treatment (like Benjamin Moore's OC-23 Classic Gray – one of my signatures) paired with an eye-catching floor creates an unexpected, European flair that puts all the emphasis underfoot. **OH**



Add drama underfoot



Fireclay Tile:
Diamond Lattice,
Dark Motif



Fireclay Tile:
Ogee Drop in
Azurine and
Cerulean



PHOTO: GILLIAN JACKSON

Cercan Tiles:
Lattice Onyx
Yellow and Snow
White Polished