

ABOVE Homeowner Matt Dusk (left) with designer Yanic Simard.

RIGHT "Covering the bathroom from top to bottom in slabs of 12" by 24" marble was challenging because we wanted each wall to look as if it were one single slab," says Yanic. "To keep the veining consistent and the grout lines as minimal as possible was difficult and took many days to perfect, but it turned out absolutely beautiful. It's like looking at a piece of art."


DESIGN, Toronto Interior Design Group, tidg.ca; custom **FLOOR & WALL TILES**, Antica Tile & Stone; Eames Walnut **STOOL**, Quasi Modo Modern Furniture; President's Choice **TOWELS**, Loblaw Superstores.

Singing praises

How one tiny bathroom's facelift ends on a high note.

TEXT NANCY WON | **PHOTOGRAPHY** VIRGINIA MACDONALD | **STYLING** MARGOT AUSTIN

Creating a sense of opulence in a 60-square-foot bathroom isn't a design job for the faint of heart, but when singer-songwriter Matt Dusk approached friend and designer Yanic Simard of Toronto Interior Design Group with a larger-than-life vision for his tiny second-floor bathroom, Yanic didn't blink twice. "When Matt first told me his wish list, I couldn't help but laugh," says Yanic. "A full-sized tub, shower, →



The look consists of a palette of mostly clean, elegant whites with rich wood accents, and a retro wow factor.

double sink and storage closet in a space that was all of six by 10 feet. I knew it would be a challenge, but I also knew we had the same style and taste in design, which makes him the perfect client for a project like this. We have too much in common not to work together!"

The design plan for the bathroom began with the house itself: a 1963 post-war bungalow in Toronto's west end. "I wanted to pay homage to the house and its retro roots, but still have the bathroom be sleek and modern," says Matt Yanic. Yanic's approach was to create an updated Mid-Century Modern look by sticking to a palette of mostly clean, elegant whites with rich wood accents, then adding a wow factor with the geometric-patterned mosaic floor tiles. "The floor was really the jumping-off point for the entire project," says Yanic. "It had everything we were looking for – European elegance and a bit of retro style, plus an edgy twist."


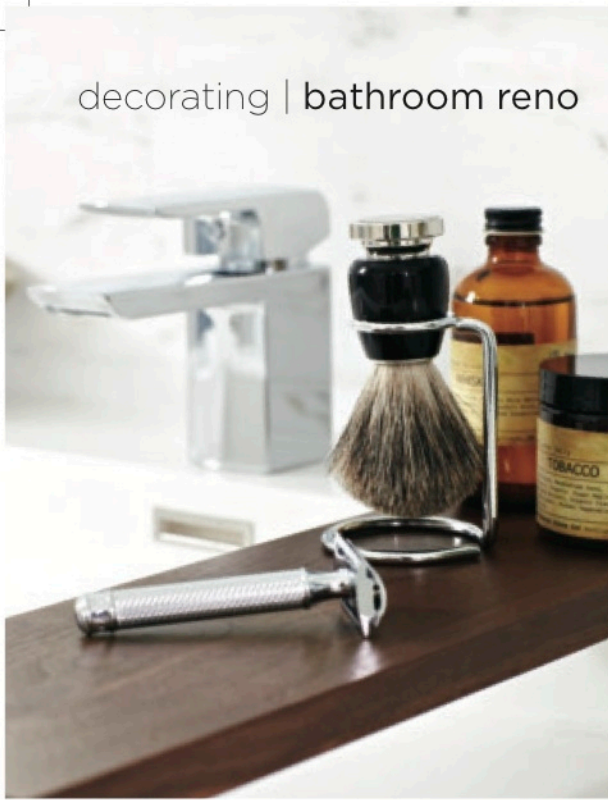
Another important consideration was functionality and storage. "I'm a big fan of design, but it was important that the space be as functional as it is beautiful," says Matt. "At the end of the day, I'm the one who has to live here." Yanic addressed Matt's concerns by building a tall storage closet with bifold doors and by choosing a wide, open vanity with plenty of storage underneath. "Now he has more storage than what most full-sized bathrooms have," says Yanic with a laugh.

Another of Matt's key issues was his devotion to both the walk-in shower and

LEFT It took three artisans 14 days to lay down the tiles, piece by piece, of the stunning 100-percent-recycled mosaic floor. "Matt wanted wow factor, and he got it!" Yanic says with a laugh.

BODY WASH, SCRUB, Jacob & Sebastian.





Mirrored surfaces reflect light and make the bathroom look and feel larger.

the full-sized tub. "I take showers, but I wanted to have a tub for guests or future children to use," says Matt. Yanic's solution? A stunning one-of-a-kind shower-tub combo imported from Europe, which offers Matt the best of both worlds in a space-saving solution.

And to give the illusion of even more space, considered placement of mirrored surfaces on everything from the closet doors to the tub exterior reflect light and make the bathroom look and feel larger than it is. "The mirrors also help visually extend the floor," says Yanic. "The tiles appear to stretch for miles in the reflection." And if a mosaic floor that goes on for miles weren't statement enough, floor-to-ceiling marble wall tiles were installed to instantly elevate the once-forgettable bathroom to the pinnacle of luxury without weighing it down. "It took a lot of creativity and hard work, but in the end I did actually get everything on my wish list," says Matt. "Not to mention good acoustics for singing in the shower!"

ABOVE The highlight of the vanity is a large single sink with a removable wooden divider that can be placed between the faucets to create a double sink.

RIGHT Of all the mirrors in this bathroom, the floating vanity mirror is arguably the fairest of them all. Hovering two inches away from the wall, it's backlit for added beauty and functionality.

MIRROR, Lumidesign; **VANITY**, Wetstyle; **FAUCETS**, Toto; **RAZOR, SHAVING BRUSH & STAND, SHAVING GEL, AFTERSHAVE, CANDLE**, Jacob & Sebastian; Jonathan Adler Berry **VASE**, Quasi Modo Modern Furniture; President's Choice **TOWELS & BASKETS**, Loblaws Superstores.

FOR SOURCES, SEE OUR WORKBOOK

